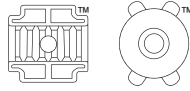


# GENIECLIP<sup>®</sup> CLA

## RESILIENT SOUND ISOLATION CLIP



PATENTS: US 7,895,803 US 9,121,469 CA 2,552,516 AU 2,007,276,677 CN ZL200780034674.1 SG 149,449 EPO Patent Pending

### PRODUCT SPECIFICATION

**PRODUCT NAME:** GenieClip CLA

**DESCRIPTION:** Unibody molded rubber and steel part with threaded bolt for adjustable height when used in combination with Ramset bracket 14TRHMP034. Used for superior impact and airborne sound control on concrete floor ceiling assemblies.

**APPLICATION:** Resilient sound isolation clip installed with drywall furring channels for support of gypsum board for noise control (de-coupling) in ceilings.

- FEATURES AND BENEFITS:**
- Significantly improves low and high frequency sound control performance
  - Substantially reduces impact noise in floor-ceiling assemblies
  - Allows for thinner and even no resilient mat used in certain floor-ceiling assemblies
  - Qualifies for LEE<sup>®</sup> points
  - Substantially reduces costs and associated problems in wood frame construction and still meets code for fire and sound control
  - No short-circuiting as is often the case with resilient channel

**DIMENSION:** 1 5/8" width, 2 1/2" length, 2 1/4" depth  
(nom. 41 mm width, 64 mm length, 57 mm depth)

**PROJECTION:** Minimum distance from bottom of concrete to furring channel face is 4"  
Maximum distance is approximately 4 1/2"

**CLIP WEIGHT:** 0.16 lb (72 grams)

**CLIPS/BOX:** 50

**BOXES/PALLET:** 50

**LEAD TIME:** 3-4 weeks after receipt of order

## CONTACT US

For Your Project Specific Questions  
T. 416.449.0049 | E. info@pliteq.com

© Pliteq Inc. 2019.

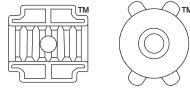
<sup>®</sup> Trademarks of Pliteq Inc. The information provided is accurate to the best of our knowledge at the time of issue. However, we reserve the right to make changes when necessary without further notification. Suggested application may need to be modified to conform with local building codes and conditions. We cannot accept responsibility for products that are not used, or installed, to our specifications. All listed dimensions are nominal.



[www.pliteq.com](http://www.pliteq.com)

# GENIECLIP<sup>®</sup> CLA


## RESILIENT SOUND ISOLATION CLIP



PATENTS: US 7,895,803 US 9,121,469 CA 2,552,516 AU 2,007,276,677 CN ZL200780034674.1 SG 149,449 EPO Patent Pending

### TECHNICAL DATA

MAXIMUM DESIGN LOAD:	36 lb (16 kg) per each <b>GenieClip CLA</b>
ULTIMATE LOAD BEFORE FAILURE (ASTM D1761):	445 lb (202 kg) in direct withdrawal with 25 Gauge channel 229 lb (104 kg) in lateral resistance (shear)
TENSILE STRENGTH (ASTM D412, DIE C):	1624 psi minimum (11.2 MPa minimum)
ELONGATION AT BREAK (ASTM D573):	454% minimum
TYPE A HARDNESS (ASTM D2240):	37 durometer
DYNAMIC STIFFNESS (ASTM D5992, D4473, D4065):	64.5 lbf/in (11.3 N/mm)
DYNAMIC-STATIC STIFFNESS RATIO (ASTM D5992, D4473, D4065):	1.19
LABORATORY SOUND TRANSMISSION CLASS (ASTM E90):	Specified wall or floor-ceiling assembly must be tested in a NVLAP-certified laboratory and comply with ASTM standards.
FIELD SOUND TRANSMISSION CLASS (ASTM E336):	Specified wall or floor-ceiling assembly must meet requirement as stated building code and/or acoustical consultant.
TEMPERATURE STABILITY:	-40°F to +240°F (-40°C to +115°C)



## CONTACT US

For Your Project Specific Questions  
T. 416.449.0049 | E. info@pliteq.com

© Pliteq Inc. 2019.

®™ Trademarks of Pliteq Inc. The information provided is accurate to the best of our knowledge at the time of issue. However, we reserve the right to make changes when necessary without further notification. Suggested application may need to be modified to conform with local building codes and conditions. We cannot accept responsibility for products that are not used, or installed, to our specifications. All listed dimensions are nominal.



[www.pliteq.com](http://www.pliteq.com)



# AROUND THE WORLD.

## CONTACT US

### PLITEQ NORTH AMERICA

131 Royal Group Crescent  
Vaughan, ON  
L4H 1X9 Canada

T. + 1 416 449 0049

[info@pliteq.com](mailto:info@pliteq.com)  
[www.pliteq.com](http://www.pliteq.com)

### PLITEQ UK

Irongate House  
22-30 Dukes Place  
London  
EC3A 7LP

T. + 44 203 9846444

[info@pliteq.co.uk](mailto:info@pliteq.co.uk)  
[www.pliteq.co.uk](http://www.pliteq.co.uk)

### PLITEQ MIDDLE EAST

European Business Centre  
Dubai Investment Park  
PO Box 473 512  
Dubai, UAE

T: +971 4 567 4944

[info@pliteq.ae](mailto:info@pliteq.ae)  
[www.pliteq.ae](http://www.pliteq.ae)

### PLITEQ ASIA PACIFIC

101 Cecil Street #19-13  
Tong Eng Building Singapore  
069533

T. +65 8452 6865

[info@pliteq.sg](mailto:info@pliteq.sg)  
[www.pliteq.sg](http://www.pliteq.sg)



© Pliteq Inc.

®™ Trademarks of Pliteq Inc. The information provided is accurate to the best of our knowledge at the time of issue. However, we reserve the right to make changes when necessary without further notification. Suggested application may need to be modified to conform with local building codes and conditions. We cannot accept responsibility for products that are not used, or installed, to our specifications. All listed dimensions are nominal.